

Inputs & Outputs		
Print some text to the screen: <pre>print("Hello World")</pre>	What colour is the word "print"?	
	What technical word do we use to describe that?	
	What always follows words of that colour?	
	What colour is the text "Hello World"?	
	What technical word do we use to describe that?	
Get an input from the user: <pre>name = input("What is your name? ")</pre>	What colour is the word "input"?	
	Where is the user's entry stored?	
	Why is there a space after the question mark?	
	What technical word do we use to describe "name"?	

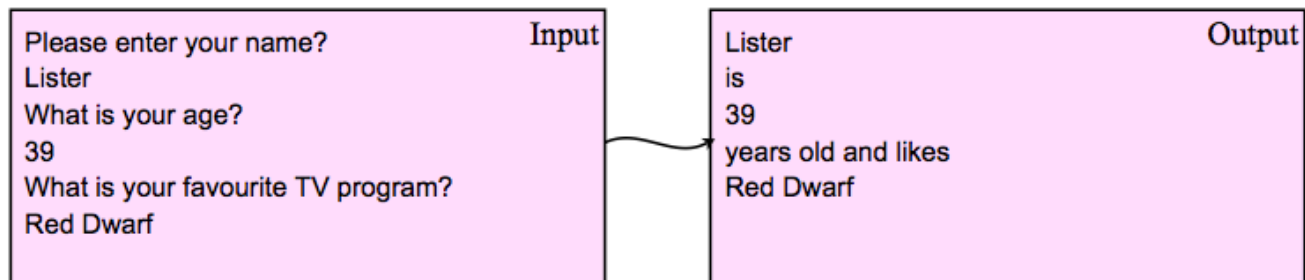
Inputs & Outputs		
Print a variable to the screen: <pre>print("Hello" , name)</pre>	What colour is the word "Hello"?	
	What technical word do we use to describe that?	
	What colour is the word "name"?	
	What technical word do we use to describe that?	
	How do we separate the "Hello" from the name?	
Print a variable to the screen: <pre>print("Hello" + name)</pre>	How have we separated the "Hello" from the name this time?	
	What is different about the output to the screen?	
	Rewrite this line of code to print with better spacing	
	Why are there two different ways of joining values?	

Inputs & Outputs

Three In, Three Out

Write a program that will allow a user to enter their name (string), their age (integer) and their favourite TV program (string). The program will then display the information entered and some additional text on separate lines.

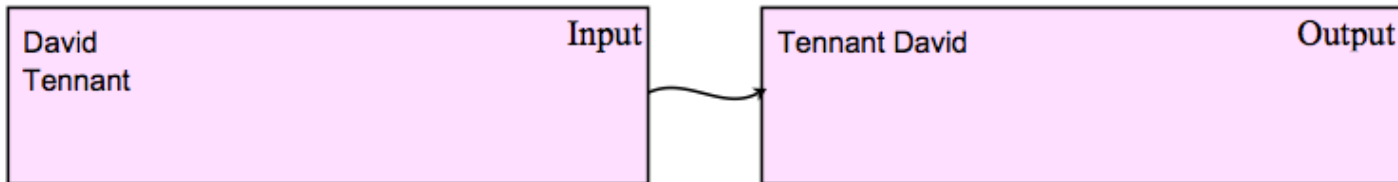
An example of the input and output from the program is shown below.



Inputs & Outputs

Name Swapper

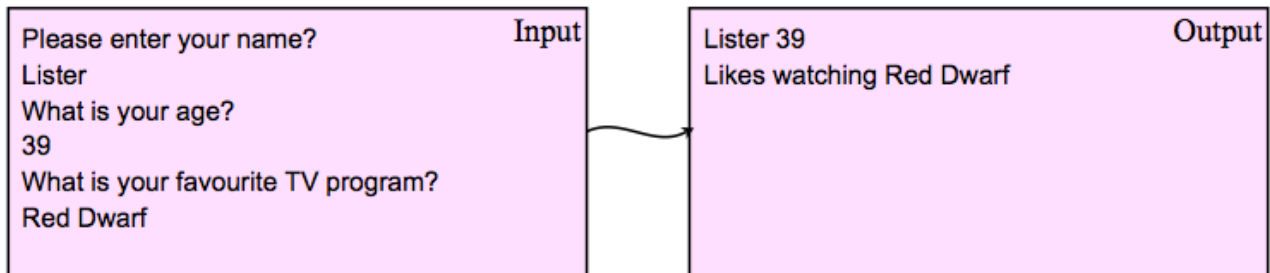
Write a program that will ask the user to type in their first name and surname. The program will then display the two names in reverse order.



Inputs & Outputs

Three In, Three Out (formatted)

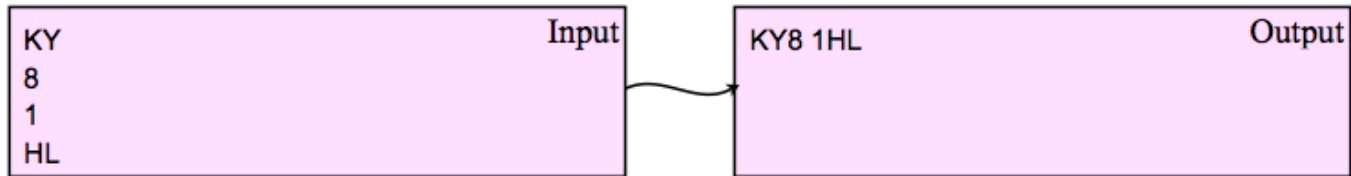
Now edit program 1 so that the information entered is displayed differently as shown in the output box below. Note - your output will now have to display variables and text together.



Inputs & Outputs

Postcode Formatter

Ask your user to enter the four separate sections of a post code. Postcodes take the following form:
letters, number, number, letters
Once entered the postcode should be displayed with a space in the middle.



Inputs & Outputs

Three In, Three Out (advanced)

Now edit program 1 so that the prompts include the user's name.

Please enter your name? Input
Lister
What is your age Lister?
39
Lister, what is your favourite TV program?
Red Dwarf

Lister is 39 Output
Lister likes watching Red Dwarf

Inputs & Outputs

Username

Ask your user for their first name, last name and which year they started secondary school. The program should work out and display their username. You will need to use `name[0]` to find the first letter of the user's first name.

